

Walsall Support for Parents and Carers















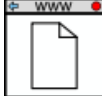

This booklet details resources available in Walsall and surrounding areas for parents/carers and children and young people who are on the waiting list, undertaking assessments.






Please note that access to many services/resources listed do not require a diagnosis. You should assess the suitability of activities for your child or young person, this resource has been compiled with the help of parents and carers and all activities might not be suitable for all children and young people.







Your guide to the Walsall resource pack
Walsall Services
Support Groups and Websites
SEND Friendly Environments and Activities





Please note that information within this resource pack is correct at the time of writing (September 2025) and will be updated every 6 months.




Walsall Services			
Service	Overview	Eligibility, application/referral details	Address and contact details
 <p>SEND workshops and groups with the Healthy Child Programme 0-19 team</p>	<p>There are many interesting and informative workshops you can access both before and while you are on the waiting list for assessment.</p> <p>These include</p> <ul style="list-style-type: none"> • Understanding your child's emotions • SEN specific understanding your child's emotions • Understanding your child • Understanding me SEND pre diagnosis programme • SEND specific workshops for sleep and fussy eating 	<p>You can self-refer to these workshops or your healthcare professional may suggest you access these workshops and refer with your consent, on your behalf</p>	 <p>Call the Single Point of Access (SPA) 01922 603074</p>
 <p>SEND Drop in sessions hosted by the Healthy Child Programme 0-19 team</p>	<p>The HCP 0-19 SEND team run a drop-in clinic every Thursday 9:30-11am at the Child Development Centre, this clinic can be accessed both before and after diagnosis.</p> <p>The staff at the clinic can offer SEND specific advice/support/strategies with the management of behaviour, sleeping difficulties, fussy eating/restricted diet, toilet training and understanding emotions.</p> 	<p>This is a drop-in clinic; no appointment is necessary.</p> <p>The drop-in clinic can be accessed both before and after diagnosis.</p> <p>You can confirm the clinic availability before attendance on 01922 605807.</p>	 <p>Child Development Centre Coalheath Lane Shelfield WS4 1PL (01922 605807)</p>





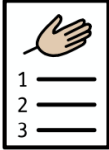
 <p>SEND Targeted workshops with Family Help</p>	<p>Workshops covering emotional regulation and behavioural strategies</p> 	<p>No diagnosis is needed to access these workshops, but you must be already open to the Early Help/Social Care team</p>	 <p>Lead professional for the family will complete a service request on Mosaic. Contact your lead professional if you wish to access these courses.</p>
 <p>Trauma and attachment workshops with Family Help</p>	<p>Evidence based programmes designed to support you and your child</p>	<p>Must be open to Early Help for more information see webpage</p>	 <p>https://go.walsall.gov.uk/children-and-young-people/early-help/early-help-professionals/parenting-support/online-parenting</p>
 <p>Understanding your child with additional needs with Family Help</p>	<p>Evidence based programmes designed to support you and your child</p>	<p>Must be open to Early Help for more information see webpage</p>	 <p>https://go.walsall.gov.uk/children-and-young-people/early-help/early-help-professionals/parenting-support/online-parenting</p>
 <p>Walsall Health for Under5s</p>	<p>Walsall Healthcare Trust commission a website packed full of local and national information for parents/carers of children under 5</p>	<p>The website is available in over 40 languages, with a simplify and voice over option</p>	<p>Health for Under 5s For healthy, happy early years</p>

 <p>Speech and Language Therapy Services</p>	<p>The children's Speech and Language Therapy (SLT) service is available to all children and young people aged 0 to 16 years old, or up to the age of 19 years if they are in full time education at school or college.</p> <p>The service is for children with speech, language, communication and/or eating and drinking difficulties.</p> <p>The aim of the Speech and Language Therapist is to help the child or young person to reach their full potential by providing assessment, diagnosis, and intervention through programmes of activities, individual or group therapy and advice and support.</p> 	<p>Walsall Speech and Language Therapy department operates an open referral process for individuals requiring speech, language or dysfluency appointments.</p> <p>To refer please complete a referral form</p> <p>Patients requiring voice therapy need to be seen by ENT (Ear, Nose, Throat) first. If you have concerns regarding changes to your voice your GP will be able to refer you to ENT.</p> <p>Please note that Walsall Speech and Language Therapy are only able to accept referrals for people living in Walsall, those with a Walsall GP or children attending a school in Walsall</p>	 <p>Speech & Language Therapy Service, First Floor Blakenall Village Centre Thames Road Walsall WS3 1LZ</p> <p>Tel: 01922 605400 (option 3)</p> <p>Twitter: @SpeechWalsall</p> <p>Email: Walsall.slt@NHS.net (for referral and patient-specific liaison)</p> <p>Email: SLTinfo@walsall.nhs.uk (general queries only)</p>
 <p>Speech and Language workshops</p>	<p>Several workshops for supporting children with a speech programme are available, these include</p> <ul style="list-style-type: none"> • Stammering workshop • Speech workshop for supporting children with a speech programme • Supporting school age children with Language difficulties 	<p>Please note that Walsall Speech and Language Therapy are only able to accept referrals for people living in Walsall, those with a Walsall GP or children attending a school in Walsall</p>	<p>Email: Walsall.slt@NHS.net (for referral and patient-specific liaison)</p> <p>Email: SLTinfo@walsall.nhs.uk (general queries only)</p>

 <p>Speech and Language drop in sessions</p>	<p>These sessions are delivered in the family hubs and are available to all preschool age children not already under Speech and Language Therapy</p>	<p>Please note that Walsall Speech and Language Therapy are only able to accept referrals for people living in Walsall, those with a Walsall GP or children attending a school in Walsall</p>	<p>See full details on link https://www.walsallfamilyhubs.co.uk/</p>
 <p>Occupational Therapy</p>	<p>Walsall Children's Occupational Therapy service based at The Child Development Centre (Shelfield)</p> <p>It aims to promote independence amongst children and young people from birth to 19 years of age with specific difficulties in participating or completing their everyday activities of daily living.</p> <p>We work with families, nurseries, schools and colleges within the Walsall area and provide up-to-date evidence-based assessments, interventions, support and advice to help maximise the child and young person's functional abilities</p> 	<p>All children can be referred via either a paediatrician, GP, a trained school SENCo, Team Around the Child (TAC) service, or a variety of other health professionals including physiotherapists, speech and language therapists, school nursing, podiatrists or health visitors</p>	 <p>Walsall Paediatric Community Occupational Therapy service, The child development centre Coalheath Lane Shelfied Walsall WS4 1PL</p> <p>Tel: 01922 605820</p>
 <p>Occupational Therapy Sensory Workshops</p>	<p>The paediatric Occupational Therapy service provides specialists sensory advice through regular sensory workshops.</p> <p>Parents are advised to complete this one-off informative workshop before implementing strategies from the resources provided after completing the workshop.</p>	<p>All children can be referred via either a paediatrician, GP, a trained school SENCo, Team Around the Child (TAC) service, or a variety of other health professionals including physiotherapists, speech and language therapists, school nursing, podiatrists or health visitors. Parents can contact the service directly within 12 months of their child's referral being closed.</p>	 <p>Walsall Paediatric Community Occupational Therapy service, Walsall Child Development Centre, Coalheath Lane Shelfield, Walsall WS4 1PL</p>

	<p>Following this sensory workshop parents have the option to opt in for further 1:1 advise. For children who are struggling with sensory feeding challenges a specialist feeding workshop is also available for parents to attend</p> 		<p>Tel: 01922 605820</p> <p>Email: wht.cdc.therapies@nhs.net</p>
 <p>Physiotherapy</p>	<p>The Paediatric Physiotherapy service provides specialist physiotherapy assessment, intervention, advice and guidance for children and their families where there is delay in attaining gross motor skills (e.g. late sitting and walking) due to a variety of reasons.</p> <p>The multi-agency, community-based team provides support and education on physiotherapy issues and aims to minimise physical disabilities and maximise physical abilities and independence.</p> <p>Services are provided to children aged 0-18 years with neuro-developmental conditions such as cerebral palsy, muscular dystrophy, spina bifida, neurological syndromes, chromosome disorders, developmental delay, toe walking and gait anomalies</p> 	<p>All children who have previously been referred to the service can request to be seen again within two years of discharge but only for the same reason as the original referral.</p> <p>For re-referral to the service the parents/carer should contact the department on <u>01922 605810</u> stating the reason for their concern.</p> <p>New referrals can be made directly to the department and are accepted from:</p> <ul style="list-style-type: none"> • The child's GP, consultant, paediatrician, or school doctor • Team Around The Child for children under 5 requiring two or more services • A physiotherapist • Podiatry • Paediatric Occupational Therapy service • Health visiting, school health, and community children's nursing services from staff who 	 <p>The service operates Monday to Friday 8am – 4.30pm</p> <p>Paediatric Physiotherapy Department, Walsall Child Development Centre, Coalheath Lane Shelfield Walsall WS4 1PL</p> <p>The service is based at the Walsall Child Development Centre (CDC) but can be delivered in a variety of settings such as the home, clinics, childcare centres or nurseries and schools. Initial assessments usually take place at the CDC or at a local clinic/children's centre if available</p>

		<p>have undertaken the physiotherapy referrals training</p> <p>The referral form can be posted to the service or emailed to cdc.therapies@nhs.net</p> <p>Referrals for respiratory issues, neonatal follow-ups, acute injuries and musculoskeletal problems are seen by the Acute Paediatric Team based at Walsall Manor Hospital, hospital route 106</p>	<p>01922 605810</p> <p>cdc.therapies@nhs.net</p>
 Cygnet 	<p>Cygnet is a specialist programme, designed for parents and carers of children and young people with a diagnosis of Autistic Spectrum Disorder (ASD). The programme can be helpful for any parent or carer with a child with autism.</p> <p>Sessions include:</p> <ul style="list-style-type: none"> • autism and diagnosis • communication • sensory issues • understanding and managing behaviour 	<p>You can self-refer to these workshops or your healthcare professional may suggest you access these workshops and refer with your consent, on your behalf</p> <p>Your child must have a diagnosis of Autism for this course</p>	 <p>Call the Single Point of Access (SPA) 01922 603074</p>

 <p>Walsall CAMHS Service</p>	<p>Child and Adolescent Mental Health Service (CAMHS) is a set of specialist services for young people of all abilities to support with mental health, emotional and psychological difficulties.</p> <p>CAMHS aim to achieve this by:</p> <ul style="list-style-type: none"> • offering support to young people directly through talking therapies • working with parents and carers, and siblings • working with members of the wider care system (for example: teachers, care staff) • working alongside others (this means that we will teach or support others to put the help in place with the young person) • offering services through local health centres, GP surgeries and schools when this is more appropriate or convenient. 	<p>To access CAMHS young people must be registered with a Walsall GP or for a looked after child be with Walsall Local Authority</p> <p>To access the service children must have a long-standing mental health difficulty that impacts upon their day to day lives. Parents and Carers are not able to make direct referrals to CAMHS, these can be made by a professional who is supporting them (GP, paediatrician, teacher, social worker)</p>	 <p>CAMHS operates a Single Point of Access</p> <p>Workshops: bchft.walsallcamhs@nhs.net</p>
 <p>Walsall Local Offer</p>	<p>Local authorities must publish a Local Offer, setting out in one place information about provision they expect to be available across education, health and social care for children and young people in their area who have SEN or are disabled, including those who do not have Education, Health and Care (EHC) plans.</p> <p><i>The Local Offer provides families with information on how to access services specific for their child's needs, this could be peer support groups, professional services or activities that are SEND specific. The Local Offer isn't just for families, it is a great place for a professional working with a child or young person to find out about other services that may help.</i></p> <p>Welcome to Walsall's SEND Local Offer Send</p> 		



Walsall Family Hubs

A Family Hub provide a place where children, young people and their families, aged 0-19 and up to 25 for young people with additional needs, can go to get advice and support when they need it.

We have four family hubs in the heart of local communities across Walsall.

The people working in the Family Hub will be able to offer a safe space to talk, give you information or advice and help you to find and get support from different services in the area.

We are also working with the voluntary and community sector to identify opportunities to offer support and services from other buildings in your community. These will be known as spokes.

Getting help from a Family Hub is simple. You can walk in, telephone or a professional can refer you.

You can find out the directory of events here [Events :: Walsall Together Family Hub \(walsallfamilyhubs.co.uk\)](#)



Opening times are Monday to Friday
9.00am – 5pm

01922 654589

Email:

walsallfamilyhubs@nhs.net

North Family Hub

Address: 275 Blakenall Lane,
Blakenall, Walsall WS3 1HJ
Telephone: [01922 654589](tel:01922654589)

West Family Hub









Address: Ilmington House,
Crescent Road, Wednesbury,
WS10 8AE
Telephone: [01922 652959](tel:01922652959)

East Family Hub




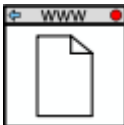
Address: Silver Court, Walsall,
WS8 6HA
Telephone: [01922 658300](tel:01922658300)




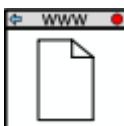
South and Central Family Hub






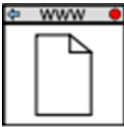
Address: Birchills Street,
Walsall, WS2 8N
Telephone: [01922 654545](tel:01922654545)






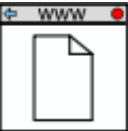

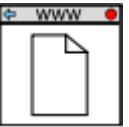
 <p>Early Years SEN support service</p>	<p>They offer several pathways of support. This includes advice and support at home, or in early years settings such as childminders, two-year-old provisions in primary schools, nursery schools and private day care settings.</p>	<p>Support and referral through the Child Development Centre.</p>	 <p>Tel: 01922 652860 Email: EYSENSpecialistInclusionTeam@walsall.gov.uk</p>
 <p>Educational Psychology Service</p>	<p>Walsall Educational Psychology Service (EPS) offer a traded service to schools and settings in Walsall. Such settings can seek support from the EPS to help them support the YP's needs within the setting. This could include direct work or assessment, consultation, joint problem-solving with staff and parents, training, and advice.</p> <p>Schools can seek support in relation to individual pupils or more generally</p>	<p>The SENCO of a setting that has a trading subscription with the EPS can seek support for an in with parental/ carer consent.</p> <p>Please liaise with the SENCO at your child's setting to discuss the suitability of a referral</p>	 <p>Access and Inclusion Admin Team</p> <p>Walsall Civic Centre</p> <p>01922 652800</p>
 <p>Community Paediatrics</p>	<p>Consultant paediatricians work as part of a team of professionals including Clinical Nurse Specialists to provide a range of speciality clinics including general, diabetes and endocrinology, gastroenterology, asthma, allergy, epilepsy and cardiology</p>	<p>Referral from a health professional only</p>	 <p>Tel: 01922 721172 Address: Walsall Manor Hospital, Moat Road, Walsall, WS2 9PS</p>
 <p>Specialist Dentistry</p>	<p>Black Country Healthcare offers specialist, referral-based dental services at Birmingham Dental Hospital and other community locations, including Brace Street in Caldmore.</p>	<p>Self-referrals by patients are not accepted. Referrals are accepted for the following:</p> <ul style="list-style-type: none"> Nervous/anxious children 	 <p>For more information on the specialist dental pathway please contact the Single</p>











	Referrals for this service can be made by a dental practitioner or medical practitioner in primary or secondary care.	<ul style="list-style-type: none"> Children who need sedation or general anaesthetic to allow dental treatment. Children with additional needs such as special needs or certain medical conditions Complex treatment which needs Specialist/Consultant support 	Point of Access (SPA) on 01922 603074
--	---	---	---------------------------------------



Support Services, Group and Websites			
Service	Overview	Eligibility, application/referral details	Address and contact details
	Free impartial, information, advice and support on Special Educational Needs and Disability (SEND) for children and their families in the Walsall area	<p>Children and young people aged up to 25 with SEND and their parents/carers who live in Walsall</p> <p>Via self-referral</p>	 <p>https://family-action.org.uk/services/walsall-sendiaass/</p> <p>01922 612008 (24Hour Messaging Service)</p>
 <p>Helping hands Autism and ADHD behaviour support</p>	Helping parents navigate the world of additional needs through understanding behaviours, creating strategies and sharing lived experiences	<p>Parents/carers of children and young people with ASD/ADHD diagnosis or being assessed by a professional on an official diagnosis pathway.</p> <p>Across the Black Country Via self-referral or professional's referral</p>	 <p>https://family-action.org.uk/services/helping-hands-autism-adhd-behaviour-support/</p>


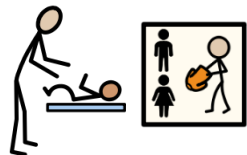
 <p>Autism Education Trust (AET)</p>	<p>Autism Education Trust</p>		 <p>https://www.autismeducationtrust.org.uk/</p>
 <p>Autism west midlands</p>	<p>We are the leading charity in the West Midlands for Autistic adults, children, young people and those who love and care for them.</p> <p>Our passionate, expert staff and volunteers work across a range of age groups and abilities. We support autistic people to lead as independent lives as possible in residential care or in their own or family home.</p> <p>We provide a free autism information helpline offering a first point of contact for autistic people, parents, carers and professionals.</p> <p>We provide advice and support sessions for families and carers of autistic children.</p> <p>We help to build people's resilience, skills and confidence to enable them to lead happier and more fulfilling lives.</p> <p>We offer training around autism to parents, professionals and businesses in The West Midlands.</p>	<p>Our community-based services enable adults to access support within their local communities.</p> <p>Contact and referral through the Autism West Midlands Website</p>	 <p>https://www.autismwestmidlands.org.uk/</p>






 <p>National autism society</p>	<p>Advice and guidance around a wide range of information about autism.</p>	<p>24 different topics including</p> <ul style="list-style-type: none"> • Diagnosis • Behaviour • Communication • Loneliness • Sensory differences • Mental Health • Benefits and money • Education and more 	 <p>https://www.autism.org.uk/</p>
 <p>Cerebra (sleep)</p>	<p>Alongside Sleep Tips booklet and relevant guides, they also offer one-to-one support.</p>	<p>Completion of an application form for your child and two weeks' worth of sleep diaries which they will send out to you as long as you come under the criteria for support.</p>	 <p>https://cerebra.org.uk/get-advice-support/sleep-advice-service/</p>
 <p>Dentists</p>	<p>You should in the first instance attempt to access dental care via your own local dentist.</p>	<p>If your child is not able to access dental care due to SEND/complet needs a referral can be made to Birmingham Community Healthcare (BCHC) paediatric dental service. Parents should contact the HCP single point of access (SPA) for advice.</p>	<p>To find a dentist who is accepting nee patients go to</p>  <p>http://www.nhs.uk/service-search/find-a-dentist HCP SPA-01922 603074</p>


 <p>FACE Walsall Parent Carer Forum</p>	<p>Parent Carer Forum – a parent participation group made up of parent carers of children and young people (0–25) with special educational needs and disabilities (SEND). Although not a support group, it works closely with parents, support groups, schools, and community organisations to listen to families’ experiences and influence positive change.</p> <p>They hold member only training, coffee mornings with professionals in SEND and family event days.</p>	<p>Free Membership – Application Form.</p> <p>Eligibility – Child or Young person 0-25 with SEND Must live in Walsall</p>	 <p>https://www.facewalsall.com/</p>
 <p>Collingwood autism support group</p>	<p>Collingwood Autism Support Group is for parents and carers of children with autism.</p> <p>Training and information sessions are offered to parents/carers. These include communicating with your child and coping with meltdowns</p>	<p>They meet twice a month on Tuesday evenings from 7pm-9pm.</p>	 <p>07823 333 910 collingwoodcommunitycentre@gmail.com</p>
 <p>Parent Carer Support Group. Walsall, Wolverhampton and surrounding areas</p>	<p>Parent carer support group Walsall Wolverhampton and surrounding areas. They aim to connect members, potential new members and where appropriate professionals to local services and organisations from relevant sectors</p>	<p>Membership Fee applies. Activities include monthly quiz event and SEND ‘chit and chat’ events. See website for more details and specific event times</p>	 <p>https://walsallwtonpcg.co.uk/</p>
 <p>Neurodiverse Parent Group</p>	<p>Free weekly support sessions</p>	<p>Co-created parents group</p>	 <p>https://mettaminds.co.uk/dmcparentsgroup/</p>




 <p>Parent Partnership Group</p>	<p>Walsall Local Authority Run - The Parent Partnership Group is made up of parents and carers of children and young people with SEND. They meet regularly to share their experiences, ideas and feedback to help shape local services, so they work better for families.</p>	<p>Parent/Carers of Child or Young person with SEND</p>	 <p>Localoffer@Walsall.gov.uk</p>
 <p>Youth SEND Forum</p>	<p>Walsall Local Authority Run – The Youth SEND Forum is for children and young people aged 8–16 with special educational needs and/or disabilities. It's a friendly group where they can share their ideas, experiences and feedback about local services. Their views help make local services better for all young people with SEND.</p>	<p>Children/ young people 8-16years with SEND</p>	 <p>Localoffer@Walsall.gov.uk</p>
 <p>POP SEND</p>	<p>Positive Outcomes Group</p> <p>Youth group for young people with SEND. Essential health & wellbeing for 16-25 CYP with SEND</p>	<p>Contact and sign up through the website</p>	 <p>https://popwalsall.co.uk/</p>
 <p>Sibs</p>	<p>Charity supporting Children & Young People who have disabled siblings</p>	<p>Free service – support groups/ resources</p>	 <p>https://www.sibs.org.uk/</p>
 <p>Mosaic-Holistic Support for Neurodiverse families in Walsall</p>	<p>Free support project for neurodiverse families – family focused sessions</p>	<p>Service type-Health Age range-All ages Referral type-Self referral Delivery type-Face to face Cost to resident-Free Opening times-Saturday 10am-1pm</p>	 <p>Willenhall Chart Centre 19 Gomer Street, Willenhall WV13 2NS</p> <p>01902 368199 willenhallchart@hotmail.co.uk</p>



 <p>Transition to Adult services</p>	<p>The process of preparing, planning and moving from children's to adult services is often referred to as TRANSITION. Transition is a gradual process of change which gives everyone time to ensure that you and your family are prepared and feel ready to make the move to adult health care.</p>	<p>To help your transition run smoothly, healthcare professionals may start to talk about transition from the age of 11 years old. Discussions about the age you will transfer should start in your outpatient clinic appointments when you are around 14 years old. You do not need to wait for a healthcare professional to bring it up – we encourage you to ask the question too!</p>	 <p>https://www.blackcountry0-18.nhs.uk/parentscarers/transition</p>
--	---	---	--

Autism Friendly Environments and activities			
Service	Overview	Eligibility, application/referral details	Address and contact details
 <p>Accessible swimming</p>	<p>Bloxwich Leisure Centre Hosted by Sassy Sensory</p>	<p>For all disabilities They get full fast and no pre booking allowed, entry on a first come basis</p>	<p>1st Sunday every month to be booked via sassy sensory</p>
 <p>Changing places</p>	<p>The new toilet block, situated in Saddlers Shopping Centre, will consist of a Changing Places (CP) facility, two parent and child facilities and two gender-neutral accessible facilities.</p> <p>CP toilets provide sanitary accommodation for anyone with multiple and complex disabilities, allowing disabled people and their assistants to stay out for longer and participate in more activities.</p>	<p>The facilities are fully accessible with a height-adjustable changing bench and hand basin, a hoisting system and a peninsular toilet, with enough space for the disabled person, a wheelchair and two carers</p>	<p>https://go.walsall.gov.uk/newsroom/new-accessible-changing-facilities-now-available-walsalls-saddlers-shopping-centre</p>

 Soft play	Ninja Warrior has SEND sessions for children of all ages	There will be no background music or announcements	Wednesday 6-7pm https://ninjawarrioruk.co.uk/walsall/
	Frankie and Lola's		https://frankieandlolas.co.uk/venue/walsall
 Supermarkets	Asda Quiet time for shopping no music or announcements emergency announcements only		Every day 2-3pm
 Cinema	Pinewood and Light cinema, Walsall	The lights are lower and the background noise is reduced and children are free to move around	All offer relaxed screenings, check website for details and times.
 Horse riding	Stevie and her team make everyone welcome and Children and Young people with SEN needs are put at ease and go at their own pace		To arrange a visit or a lesson ring 07950314091
 5 senses (hire out for parties)	All day stay and play with lots for all ages including sensory activities	£4 per child all day 10-4pm	Walsall wood WS9 9NP

 <p>Roller skating</p>	For all ages and abilities. No equipment is needed, it can all be hired there for £3		Bloxwich Leisure Centre every Sunday
--	--	--	--------------------------------------

Out of area recommendations			
 <p>Snap</p>	Special Needs Adventure	Open 10-3.30pm Closed on Tuesday	Pye Green Road, Cannock, WS11 5RW 01543579286
 <p>Rush Trampoline Park</p>	SEN Specific Sessions	Monday 6-7pm	Unit 6 Avery Dell, Lifford Lane, Kings Norton, Birmingham, B30 3DZ
 <p>Telford Town Park inclusive play area</p>	<p>All ages and abilities</p> <p>Designed with less abled children and young people in mind, the all-inclusive playground provides equipment for all abilities. Including a wheel chair accessible climbing frame, revolve roundabout, home seesaw, and nest swing.</p> <p>A level and colourful wet pore surface makes it accessible for all types of wheelchairs.</p>	<p>Opening times</p> <p>11am - 3pm mid-season (March, April, September and October), high season (May - August) 11am - 4pm.</p> <p>High season also includes the Easter holidays. (Weather permitting).</p> <p>Please note: that waterplay will be decommissioned for winter.</p>	<p>https://www.telfordtownpark.co.uk/info/38/getting_here</p>

 <p>Telford park Bike Hub, adapted bikes</p>	<p>Telford & Wrekin Council have recently launched 13 new adaptive cycles which are available to hire from Telford Bike Hub in Telford Town Park</p>	<p>The new wide range of cycles suit both young people and adults with a variety of learning and physical disabilities, as well as health issues</p> <p>Adaptive Bike sessions run on every Friday 11am - 1pm this session costs £10</p>	<p>Currently Friday's only between 10am and 2.30pm and weekdays during school holidays</p> <p>https://www.ticketstelford.com/whats-on/all-shows/telford-bike-hub-adaptive-bike-session/5131/</p>
 <p>SEND inclusive Ice skating and soft play</p>	<p>The ice rink offers SEND skating session on Fridays at 5pm - 6pm.</p> <p>The soft play offers SEND soft play sessions on Mondays, Wednesdays and Sundays</p>	<p>All public sessions can also be attended and are wheelchair friendly</p>	<p>www.telfordicerink.co.uk</p> <p>https://www.telfordicerink.co.uk/info/1/home/17/inclusive-facilities</p> <p>Quentin Gate, Telford TF3 4JQ 01952 382650</p>